

AAAAA

2000

IPO

" "

2001

2003

40

" "

"

"

2

" "

2018

" "

" "

" "

" "

"

+ + "

2019

2090

60

2019

61

14

" "

15
29

" "

*ST

ST

ST

6

2019

98

17

" " " " "

2016

80

" "
2016 23

2019 3 14
98

< > 2



J

" "

A

58.1

J F

J F J

F A F A 4450 F J 126.1

F J A F A F J

F J A A F J

2016 36 36

2017 58

2016 70

F J A 36 A F 52.8

5.3


6%

2019 7

1. ?

5000-20000 300-500

2-3 6-9 2019 1 1



2009 29

2019 1 1

2018 12 31

25%

"

"

2012 27

2016 49

2016 49

10.

(2019 6)

2019 3 1

- -

11.

"

"

2019 21

"

"

"

"

"

"

12.


2019

73

2019 1 1 2020 12 31

(

)



- 1.
- 2.
- 3.

1.

- 2.
- 3.
- 4.

- 5.
- 6.

- 1.
- 2.

$$= \quad + \quad \div \quad 1+9\% \quad \times \quad 9\%$$

3.

= \div

$$1+9\% \quad \times \quad 9\%$$

4.

$$= \quad \div \quad 1+3\% \quad \times \quad 3\%$$

2019

39



1. 6 9 7-8

2.

1000

3.

4.

5. ' '

6.

7.

8.



2019 4

2015

2016

2017

2017 4

1.

2.

3.

4.

2019 4 22

1

30

(

30

90

31

2017 4
2

2019 7 1

1

25

1

50

2

50

60
30
15
30

2

2

2

2

3

1

200

200

200
1

1

60
30
30
30

31

2019 7 1

2015 6
3

5

2016 4


4

)

1

1

1



2019 4

80

2019 8 5

80

3

10 10 10

5 5

30 20

20 30

10 10

30

4 30

4 30

60

30

" 5 " " 10 " " 20 " " 30 "

2019 9 1

2024 8 31

2016 4 11

2016 23

()

" "

- 10.
- 11.
- 12.
- 13.
- 14.
- 15.

" "

" "

- 16.
- 17.
- 18.
- 19.
- 20.
- 21.
- 22.

- 23.
- 24.
- 25.
- 26.
- 27.
- 28.
- 29.
- 30.
- 31.
- 32.
- 33.
- 34.
- 35.
- 36.
- 37.
- 38.

" "

- 39.
- 40.
- 41.
- 42.
- 43.
- 44.

" "

" "

45.
46.
47.
48.
49.

50. 100%
51. 70%
52. 70%
53. 50%
54. 90%
55. 90%
56. " "

57.
58.
59. "
60. "

61.
62.
63.
64.
65.
66.
67.
68.

69.
70.
71.
72.
73.
74.
75.
76.

77.
78.
79.

80.
81.

82.
83.
84.

" "

" "


85.
86.
87.
88.
89.

90.
91.
92.
93.
94.
95.
96.
97.
98.
99.

100.
101.
102.
103.
104.
105.

106.
107.
108.

109.
110.



<http://www.zhcpa.cn/>

